






How to LOG IN Parent Portal?

1. Open  Chrome OR Mozilla  Firefox OR Internet 
2. Write the school URL eg: “mapscampuscare.org” in address bar.
(you will be routed to the Log In credential page)
3. Then, select the Parent icon and enter the USER ID, PASSWORD and CAPTCHA CODE given below. Then press SIGN IN button.

Once logged in, you are welcomed with various information relating to assignments, news, circulars, date sheet, fee details etc that are self explanatory. Wish you to go through every links that are provided and explore more.

Please call or write for assistance:

PARENT HELP DESK (8 A.M. to 6:15 P.M.) : Tele No. 011- 43193333-Ext: 5 , E-Mail: parentdesk@entab.in